


Ersa IRSoft/HRSoft/ImageDoc Software



PC Setup Recommendation

3BA00212

Ersa GmbH
Leonhard-Karl-Str. 24
97877 Wertheim/Germany
www.ersa.com

Telefon +49 9342/800-147
Fax +49 9342/800-256
service.tools@kurtzersa.de

 **kurtz ersa**

1. Software compatibility matrix for Microsoft Windows operating systems	3
1.1 Ersa IRSOFT family.....	3
1.2 Ersa HRSoft family	4
1.3 Ersa HRSoft 2 family	5
1.4 Ersa ImageDoc family.....	6
2. General hints	7
3. Configuration sample for an up-to-date desktop system computer	7
4. Minimum PC hardware configuration	8
4.1. Overview graphics accelerators.....	9

1. Software compatibility matrix for Microsoft Windows operating systems

1.1 Ersa IRSoft family

Operating system	Ersa IRSoft family: IR550A, IR650A, IRPL650A-XL, HR100A				
	IRSoft v2.x	IRSoft v3.x	IRSoft v4.5.x	IRSoft v4.8.x	IRSoft v4.9.x
Windows 98ME	YES	NO	NO	NO	NO
Windows 2000 (min. SP4)	YES	YES	NO	NO	NO
Windows XP 32-bit only! (min. SP2)	YES	YES	YES	YES	YES
Windows Vista 32-bit, 64-bit (min. SP1)	NO	NO	LIMITED	YES	YES
Windows 7 32-bit, 64-bit, (min. SP1)	NO	NO	NO	YES	YES
Windows 8 / 8.1 32-bit, 64-bit	NO	NO	NO	NO	YES
Windows 10 32-bit, 64-bit	NO	NO	NO	NO	YES

1.2 Ersa HRSoft family

Ersa HRSoft family: HR600, HR600/2				
Operating system	from HRSoft v1.2.4	from HRSoft v1.2.6	from HRSoft v1.3.x	
Windows 98ME	NO	NO	NO	
Windows 2000 (min. SP4)	NO	NO	NO	
Windows XP 32-bit only! (min. SP2)	YES	YES	NO	
Windows Vista 32-bit, 64-bit (min. SP1)	YES	YES	NO	
Windows 7 32-bit, 64-bit, (min. SP1)	YES	YES	YES	
Windows 8 / 8.1 32-bit, 64-bit	NO	YES	YES	
Windows 10 32-bit, 64-bit	NO	NO	YES	

1.3 Ersa HRSoft 2 family

		Ersa HRSoft 2 family: HR550		
Operating system	from HRSoft 2 v1.1.6			
Windows 98ME	NO			
Windows 2000 (min. SP4)	NO			
Windows XP 32-bit only! (min. SP2)	NO			
Windows Vista 32-bit, 64-bit (min. SP1)	NO			
Windows 7 32-bit, 64-bit, (min. SP1)	YES			
Windows 8 / 8.1 32-bit, 64-bit	YES			
Windows 10 32-bit, 64-bit	YES			

1.4 Ersa ImageDoc family

Ersa ImageDoc family: ERSASCOPE systems, external vision systems				
Operating system	IDView (discontinued)	ImageDoc Basic v1.3.123 or higher	ImageDoc EXP v2.0.099	ImageDoc Basic/EXP v3.x
Windows 98ME	YES	NO	NO	NO
Windows 2000 (min. SP4)	YES	YES	YES	NO
Windows XP 32-bit only! (min. SP2)	YES	YES	YES	YES (Win XP SP3 + all updates installed)
Windows Vista 32-bit, 64-bit (min. SP1)	NO	LIMITED	NO	YES
Windows 7 32-bit, 64-bit, (min. SP1)	NO	NO	NO	YES
Windows 8 / 8.1 32-bit, 64-bit	NO	NO	NO	YES (build 658 or higher)
Windows 10 32-bit, 64-bit	NO	NO	NO	YES (build 658 or higher)

2. General requirements

- The installed operating system should be up-to-date, means: All Microsoft updates and service packs are installed. All drivers are updated installed correctly.
- An up-to-date graphics driver from the manufacturer of the graphics unit has to be installed. The generic Windows standard drivers can result in massive performance problems in the display of live video.
- **Correct choice of monitors:**
TFT flat panels with IPS, MVA or PVA panel (see data sheet) provide an improved display of colors and contrast and so it improves the display of the live video function. Monitors with TN panels are cheaper but they have problems in the contrast and it depends allot on the viewing angle. A height adjustment should be needless to say.
→ for HRSoft & HRSoft, 16:9 or 16:10 screen ratio is required.

3. Configuration sample for an up-to-date desktop system computer

For optimal operation of Ersa software following hardware confrination is recommended:

CPU	<ul style="list-style-type: none"> • Intel Core i5-7500 (Kaby Lake-S, quad-core, 3200 MHz, integrated Intel HD graphics 630) or • AMD A8-7870K (Godavari, quad-core, 3200 MHz, integrated Radeon R7 graphics)
RAM	8 GB or more
Interfaces	<ul style="list-style-type: none"> • USB 2.0 + USB 3.0 • One free PCI or PCI Express (x1) Slot (for Video-Framegrabber – required for IR650, PL550, IRPL650A-XL with IRSoft or older non-USB ERSASCOPE) <p>Additionally for HR550 (HRSoft 2):</p> <ul style="list-style-type: none"> • One free Gigabit LAN port (for HR550 connection) • One PCI Express Gigabit LAN card (for LAN connection)
Graphics accelerator	<ul style="list-style-type: none"> • Integrated GPU of the processor (APU) • HDMI, DVI, or DisplayPort output
Monitor	<p>TFT flat screen monitor, e.g. Dell UltraSharp U2415 or Lenovo ThinkVision T2454p</p> <ul style="list-style-type: none"> • IPS panel • 1920 x 1200 pixels physical resolution, 24"/61 cm diagonal size, 16:10 • DVI and DisplayPort signal input • USB hub • Height adjustment
Accessories	<ul style="list-style-type: none"> • SSD with minimum 250 GB • Windows 10 x64 Professional • High quality optical USB mouse with wheel (Microsoft® Mouse, Logitech® etc.) • Slimline keyboard USB • DiplayPort interlink (or other matching interlink, normally included with the monitor)

4. Minimum PC hardware configuration



Note:

Minimum hardware configuration means that the software is just running, not necessarily running well without any delay or other low performance effects!




Generally an up-to-date computer is highly recommended to be used with Ersa software! (see chapter „3. Configuration sample for an up-to-date desktop computer“)

All up-to-date Ersa software packages have built-in live video functions. This could cause high CPU load on computer systems with low CPU performance and / or low cost graphics accelerators (GPU).

For the use with Ersa IRSOFT, HRSoft, HRSoft 2 or ImageDoc family software, the following minimum hardware configuration is required:

CPU	Minimum: <i>Intel Core 2 Duo</i> or higher (Core 2 Quad, Core i3, i5, i7) Minimum: <i>AMD Athlon II X2</i> or higher (Phenom II X2, X3, X4, FX-series, A6, A8, A10)
RAM	Minimum: <i>Windows® 7, 8, 8.1, 10: 4 GB or more</i> <i>(HRSoft 2: 8 GB or more)</i>
Interfaces	<ul style="list-style-type: none"> • <i>USB 2.0 or higher</i> • <i>One free PCI or PCI Express slot x1</i> (for video framegrabber – required for IR650, PL550 and IRPL650A-XL with IRSOFT or older non-USB ER-SASCOPE) • <u>HR550 only:</u> <i>One free Gigabit-LAN-Port</i> <i>One free PCI or PCI Express slot x1</i> (for additional PCI Express LAN card if external LAN connection is required)
Graphics card	<i>AMD/ATI Radeon™ family</i> <i>NVidia® Geforce® family</i> <i>AMD or Intel integrated graphics (APU - AMD A-series, Intel Core i-series with HD-graphics series)</i> → <i>DVI, HDMI or DisplayPort digital signal interface (matching the monitor)</i>
Monitor	<i>TFT flat screen monitor, minimum 20" or bigger</i> → <i>Minimum 1280 x 1024 pixels physical resolution (1440 x 900 pixels for widescreen 16:10, 1600 x 900 pixels for widescreen 16:9), important is the height of minimum 900 pixels!</i> → <i>Digital signal input (DisplayPort, HDMI or DVI, matching the interface of the computer's graphics output)</i> → <i>Digital interlink (matching the digital interfaces)</i> For HR600 with HRSoft / HR550 with HRSoft 2: → <i>Minimum 22" monitor with 1920 x 1080 pixels (16:9) or 1920 x 1200 pixels (16:10) resolution</i>
Accessories	<i>High quality optical mouse with wheel (Microsoft® Mouse, Logitech® etc.)</i>

4.1 Overview common graphics accelerators

AMD / ATI graphics cards	nVidia graphics cards	APU/onboard/chipset graphics
		
<p>Working: Radeon X300 series or higher Radeon X1300 series or higher Radeon HD2400 series or higher Radeon HD3400 series or higher New Radeon HD4000, HD5000, HD6000, HD7000, HR8000, R200, R300, RX400, RX500, Vega series or higher</p>	<p>Working: GeForce 6600 series or higher GeForce 7600 series or higher GeForce 8600 series or higher GeForce 9500 series or higher GeForce GTX 160 series or higher GeForce GTX 260 series or higher New GeForce 300, 400, 500, 600, 700, 900, 10 and Titan series</p>	<p>Working: Due to the wide variety of onboard graphics there's no recommendation possible. The chipset has to be tested individually. High quality chipsets can deliver a good graphics performance, too. Also the new CPU integrated GPUs (APU) deliver sufficient performance mostly.</p>
<p>Problematic performance: Radeon 9100 series Radeon 9250 series Radeon X1050 series Older series Other low cost GPU series</p>	<p>Problematic performance: Geforce 5200 series Geforce 6200 series Older series Other low cost CPU series</p>	<p>Problematic performance: Older chipset GPU Older onboard GPU</p>
<p>Use the mainstream graphics card models! Low cost versions and very old versions may cause very high CPU load.</p>	<p>Use the mainstream graphics card models! Low cost versions and very old versions may cause very high CPU load.</p>	<p>Avoid very cheap or old chipset solutions. Generally the onboard graphics has to be tested for sufficient performance.</p>

Note:

This hints are mainly made for older computers! Up-to-date computers shouldn't have any graphics performance problems, not even when using processor graphics, like integrated in all Core-i-CPU's.